



0902

# AQUAE OPEN CUP






Samedi  
**23**  
février  
**2008**

## 2<sup>e</sup> TOURNOI INTERNATIONAL de Gymnastique Aérobie

Palais des Congrès - AIX-LES-BAINS

# Results

## FINALS - TRIO ESPOIR

Rank		Artistic Total	Execution Total	Difficulty Total	Deduction Total	Penalty Line CJP	Score
<b>1.</b>	 <b>ESPAGNE</b>	<b>8.55</b>	<b>9.00</b>	<b>1.450</b>			<b>19.000</b>
	LLUCH ANDREA (1995) / MILOTICH ALEJANDRA (1995) / SANCHIS ANDREA (1995)						
<b>2.</b>	 <b>REPUBLIQUE TCHEQUE</b>	<b>8.15</b>	<b>8.40</b>	<b>1.200</b>			<b>17.750</b>
	ONDOVA JULIE (1995) / RUDOLFOVA SIMONA (1995) / VITKOVA MARKETA (1995)						
<b>3.</b>	 <b>MARSEILLE</b>	<b>7.20</b>	<b>6.90</b>	<b>0.350</b>	<b>-0.50</b>		<b>13.950</b>
	RUBECHINI Elodie (1995) / SAENZ Charline (1994) / SAENZ Oceane (1995)						
<b>4.</b>	 <b>GAP/BIOT/MENTON</b>	<b>6.90</b>	<b>6.00</b>	<b>0.300</b>	<b>-0.50</b>		<b>12.700</b>
	COQUART Tiphaine (1994) / PARIS Aude (1994) / ROGER Marion (1994)						
<b>5.</b>	 <b>AIX LES BAINS</b>	<b>6.40</b>	<b>5.55</b>	<b>0.750</b>			<b>12.700</b>
	BOLINARD Anais (1994) / BUGNARD Camille (1995) / MOLLARD Fanny (1994)						



France Promo Gym  
Scoring Company



Rhône-Alpes Région





0904

# AQUAE OPEN CUP

## 2<sup>e</sup> TOURNOI INTERNATIONAL de Gymnastique Aérobic

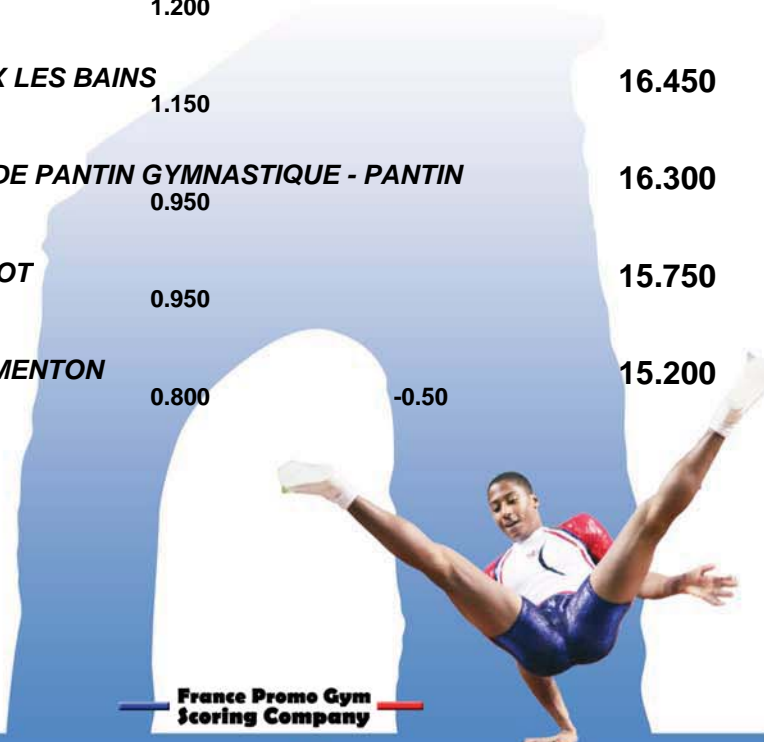
Palais des Congrès - AIX-LES-BAINS

Samedi  
**23**  
février  
**2008**

# Results

## FINALS - SOLO FEMME ESPOIR

Rank		Artistic Total	Execution Total	Difficulty Total	Deduction Total	Penalty Line CJP	Score
1.	<b>LEICESTER CAIRO - Australia - Australie</b>	7.30	9.45	1.450			18.200
2.	<b>TOVAR MARTA - Spain - Espagne</b>	8.35	8.40	1.450			18.200
3.	<b>LEJEUNE Chrystel - AMIS DE ECOLE DE BISSY GYM - CHAMBERY</b>	8.10	8.75	1.200			18.050
4.	<b>CARROL Chelsea - Australia - Australie</b>	7.60	8.85	1.450			17.900
5.	<b>COURTMANS KIMBERLY - Belgium - Belgique</b>	7.35	8.80	1.400			17.550
6.	<b>VITKOVA MARKETA - Czech Republic - République tchèque</b>	7.00	8.80	1.400			17.200
7.	<b>COLLINS STEPHANIE - Australia - Australie</b>	6.80	8.85	1.400			17.050
8.	<b>ONDOVA JULIE - Czech Republic - République tchèque</b>	7.25	8.45	1.200			16.900
9.	<b>GAJDANE Melissa - UNION GYMNIQUE - AIX LES BAINS</b>	7.00	8.30	1.150			16.450
10.	<b>LAMHIYAOUI Laila - CLUB MULTI SPORTS DE PANTIN GYMNASTIQUE - PANTIN</b>	7.05	8.30	0.950			16.300
11.	<b>PARIS Aude - BIOT ATHLETIQUE CLUB - BIOT</b>	6.75	8.05	0.950			15.750
12.	<b>ROGER Marion - LA GARDE DE MENTON - MENTON</b>	6.75	8.15	0.800	-0.50		15.200



France Promo Gym  
Scoring Company



Rhône-Alpes Région





0904

# AQUAE OPEN CUP

## 2<sup>e</sup> TOURNOI INTERNATIONAL de Gymnastique Aérobic

Palais des Congrès - AIX-LES-BAINS

Samedi  
**23**  
février  
**2008**

### Results

#### FINALS - SOLO FEMME ESPOIR

Rank		Artistic Total	Execution Total	Difficulty Total	Deduction Total	Penalty Line CJP	Score
13.	<b>BOLINARD Anais - UNION GYMNIQUE - AIX LES BAINS</b>	6.45	7.55	0.900			14.900
14.	<b>LAURENCEAU Ninon - LES LUCIOLES - LYON</b>	6.65	7.00	0.950			14.600
15.	<b>ABAHOUNI Julie - LES LUCIOLES - LYON</b>	6.65	6.90	1.050			14.600
16.	<b>GUNS LAURA - Belgium - Belgique</b>	6.80	6.85	0.850			14.500
17.	<b>GAUTHEROT Célia - GYMNASTIQUE SPORTIVE DE GAP - GAP</b>	6.45	7.20	0.800			14.450
18.	<b>PLANARD Juliane - LES LUCIOLES - LYON</b>	7.00	6.60	1.050	-0.50		14.150
19.	<b>BUGNARD Camille - UNION GYMNIQUE - AIX LES BAINS</b>	6.55	6.90	0.650			14.100



France Promo Gym  
Scoring Company



Rhône-Alpes Région





# AQUAE OPEN CUP Samedi 23 février 2008

## 2<sup>e</sup> TOURNOI INTERNATIONAL de Gymnastique Aérobic Palais des Congrès - AIX-LES-BAINS

### RESULTS FOR NATIONAL TEAM

#### 1 France

	ART	EXE	DIFF	(coef)	DIFF DEDUCTION	LINE	CJP	SCORE
SOLO 1 JACQUEMIN	8.45	8.95	4.7					22.1
SOLO 2 JOLY	8.85	8.55	3.45					20.85
SYNCHRO	7.9	8.15	2.4	1.2				18.45
								<b>61.4</b>

#### 2 Espagne

	ART	EXE	DIFF	(coef)	DIFF DEDUCTION	LINE	CJP	SCORE
SOLO 1 TOVAR	8.35	8.4	1.66	1.15				18.41
SOLO 2 PAREJO	8.55	9.45	4.45					22.45
SYNCHRO	8.55	9	1.66	1.15				19.21
								<b>60.07</b>

#### 3 Hongrie

	ART	EXE	DIFF	(coef)	DIFF DEDUCTION	LINE	CJP	SCORE
SOLO 1 BUCZANSKI	8.75	9.25	3	1.2				21
SOLO 2 BALI	7.95	7.9	1.38	1.15				17.23
SYNCHRO	7.7	7.3	2.16	1.2				17.16
								<b>55.39</b>

#### 4 Finlande

	ART	EXE	DIFF	(coef)	DIFF DEDUCTION	LINE	CJP	SCORE
SOLO 1 VIHERVA	8	8.1	2.76	1.2				18.86
SOLO 2 ENBOM	7.95	7.7	1.95					17.6
SYNCHRO	7.85	8.6	2.4	1.2				18.85
								<b>55.31</b>

#### 5 Australie

	ART	EXE	DIFF	(coef)	DIFF DEDUCTION	LINE	CJP	SCORE
SOLO 1 COLLINS	6.8	8.85	1.61	1.15				17.26
SOLO 2 CARROLL	7.6	8.85	1.66	1.15				18.11
SYNCHRO	7.65	8.4	2.58	1.2				18.63
								<b>54</b>

#### 6 République Tchèque

	ART	EXE	DIFF	(coef)	DIFF DEDUCTION	LINE	CJP	SCORE
SOLO 1 GERZOVA	8.5	8.75	2.58	1.2				19.83
SOLO 2 HOMOLKA	7	7.1	2.1		0.5			15.7
SYNCHRO	8.15	8.4	1.38	1.15				17.93
								<b>53.46</b>

#### 7 Belgique

	ART	EXE	DIFF	(coef)	DIFF DEDUCTION	LINE	CJP	SCORE
SOLO 1 BURNETT	6.8	6.85	0.97	1.15				14.62
SOLO 2 COURTMANS	7.35	8.8	1.61	1.15				17.76
SYNCHRO	7.2	6.1	0.85		0.5			13.65
								<b>46.03</b>

France Promo Scoring Company



Rhône-Alpes Région

